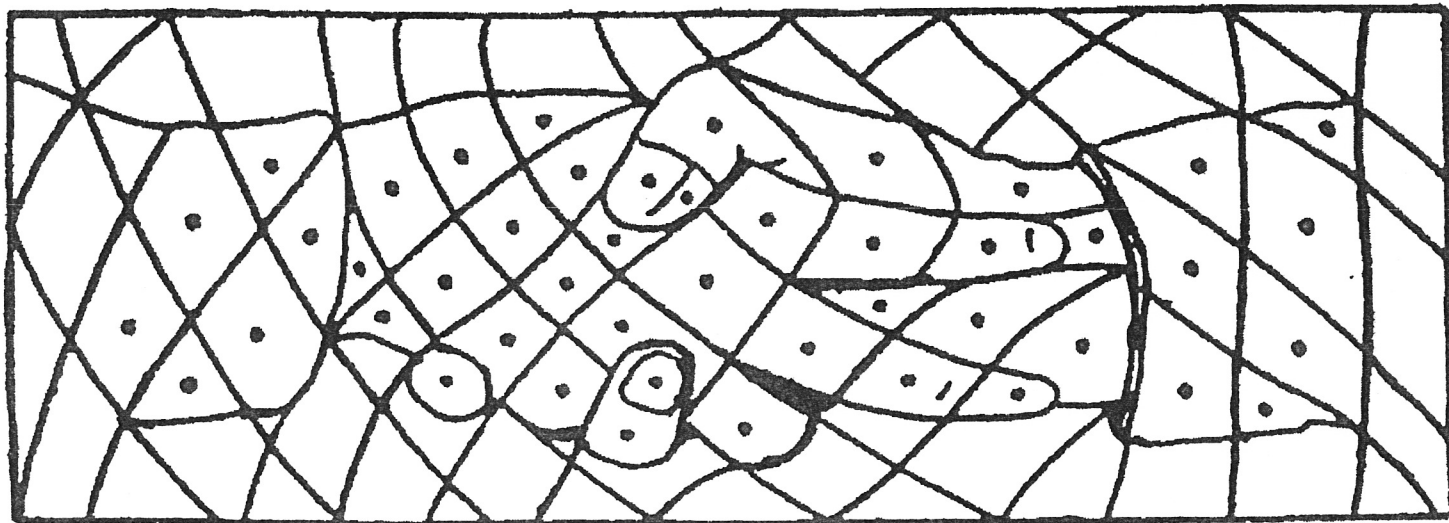


THE CUB SCOUT HANDSHAKE

Here is how to shake hands with another Cub Scout.
Hold out your right hand just as you always do to shake hands.
Put your first two fingers along the inside of the other boy's wrist.
This means you help and that you obey the Law of the Pack.



CAN YOU FIND THE HANDCLASP? With a pencil, color in the spaces containing dots.

THE CUB SCOUT MOTTO

DO YOUR BEST

Hold this in front of a mirror to find out what the motto is.

It means:

When you play a game, do your best to help your team win.
When you study in school, do your best to learn from your teacher.

When you help at home, do your best to help your family.

When at your pack meetings, do your best to pay attention.

Whatever you do...do your best!

WEBELOS

Webelos is a Cub Scout secret. Cub Scouts write their secrets backwards.

LL'EW EB LAYOL STUOCS

Can you figure out what this says: _____

WeBeLoS	W = We'll B = Be L = Loyal S = Scouts
----------------	--

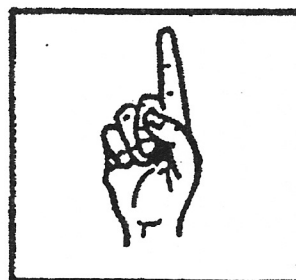

LOYAL means that you will keep your Cub Scout Promise.

THE CUB SCOUT SIGN

Make the sign with your arm held straight up, with the first two fingers forming a "V".

The two fingers stand for two parts of the Cub Scout Promise - "to help other people" and "obey". They look like a wolf's ears ready to listen to Akela.

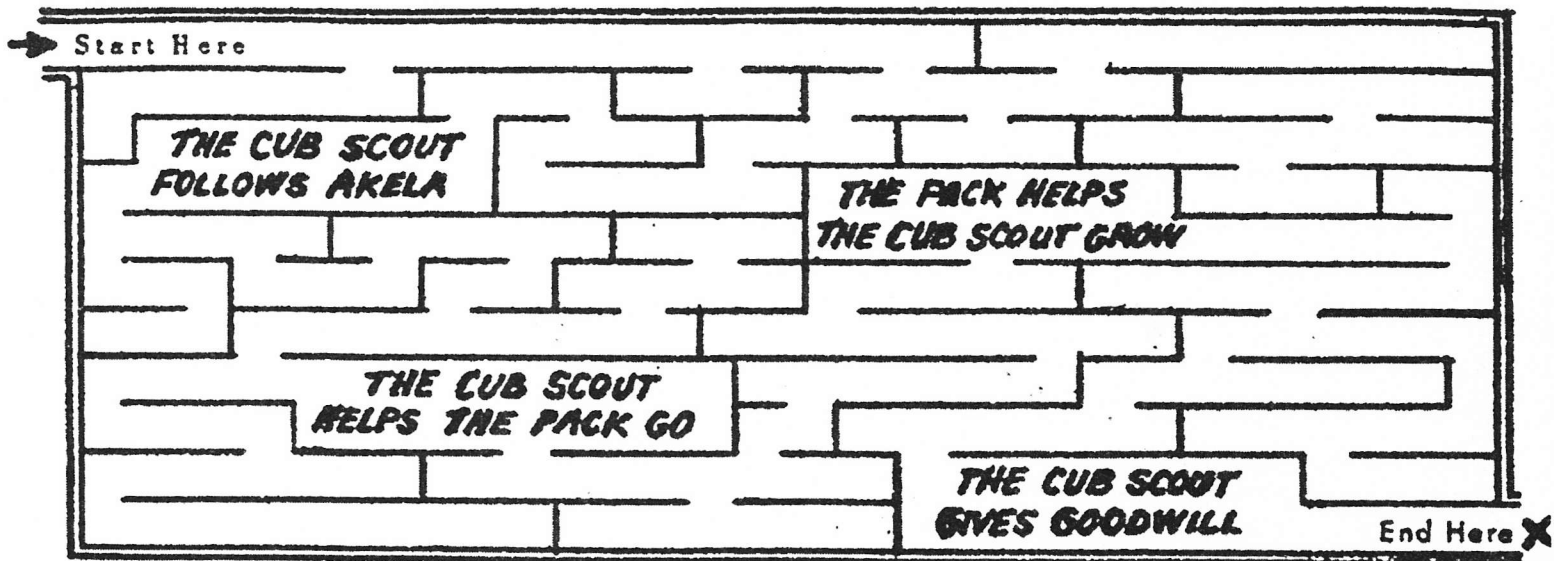
Color the box below that shows the correct sign:





I promise to do my best.
To do my duty to God and my country,
To help other people, and
To obey the Law of the Pack.

THE LAW OF THE PACK



Use a pencil to find a path through the four parts of the law of the pack.
Can you do it without a wrong turn?

1. The Cub Scout Follows Akela (Ah-Kay-La)
Akela is a "Good Leader" - your mother, father, your teacher, your den leader, your Cubmaster, or other people who are willing to help you.
2. The Cub Scout Helps the Pack Go
Come to all the pack & den meetings. Do what you can to help.
Think of others in the pack.
3. The Pack Helps The Cub Scout Grow
You can have fun when you are part of the pack.
Learn things from others. Do things with them.
4. The Cub Scout Gives Good Will
Smile! Be Happy! You don't have to be sad or angry. Look for things to do for others. They don't have to be big things. Little things help too!

THE CUB SCOUT SALUTE

Salute with your right hand.
Hold your fingers as you do for the
Cub Scout sign.
Keep the 2 straight fingers close together.
We salute the flag to show respect to our
country.



*Color the picture, remember the color of
the uniform and your neckerchief.*

THE ARROW OF LIGHT

The Webelos Arrow of Light is another secret.
It points the **THGIR YAW OT OG** every day of the week.

Connect the Dots below using a pencil starting with #1. When you have finished the puzzle, you will have drawn a Cub Scout badge called the "Arrow of Light".

Color in the Arrow of Light Award.
The border should be colored blue.
The arrow and the rays of light are yellow.
The background is tan.

